



RTR Sprint 2

HPI's most popular electric club racer, the Sprint 2 is now available RTR in different versions!

This means you have even more choice when selecting the perfect Sprint 2 version to meet your needs - from a fully equipped RTR version with radio gear, to the pre assembled chassis only version... The choice is yours!



SPRINT 2 RTR

PRE-INSTALLED RADIO

**PRE-INSTALLED BATTERIES,
MOTOR AND SPEEDO**

The Sprint 2 is the perfect club racer and is the ideal entry into RC racing fun! It's chassis is almost indestructible and easy to drive, but also has all the racing features you need for a perfect set up on almost every racetrack.

The "out of the box" settings will give you great handling straight away on almost every surface and with the fully adjustable suspension, you have control over all important settings including camber, toe in, ride height, Ackerman, springs etc. to fine tune your lap times if you wish!

ELECTRONICS



The Sprint 2 "Ready to Run" versions all come complete with the following high quality electronics as standard:

High quality HPI radio set:

HPI TF3 transmitter

HPI RF-1 receiver

HPI SF-1 Servo

Speedo: LRP A.I. Runner Plus Reverse digital

Small and water proof speedo with reverse and automatic set up. Suitable for all motors up to 15 turns (15 turns or more).

Motor: LRP GT-3 Turbo

17x2 turns, 28.100 RPM, 4.8-8.4 Volt,

Battery: LRP Wildpack 1800mAh, 7.2V NiCd

High quality racing battery pack with tested LRP 1800 cells.

Charger: 220V wall charger for the racing battery pack

SPRINT 2 RTR BODYSHELL VERSIONS

HPI STILETTO

HPI TOUREZA

HPI VENOM

HPI SUBARU



Available with 4 different bodyshells, the Sprint 2 RTR will have something to suit every taste! All bodyshells are made of high quality, impact resistant polycarbonate and come pre-painted, pre-cut and pre-decaled for great looks!

For part numbers of all available versions see the bottom of this page.

HPI Stiletto V12
HPI Toureza Touring Car
HPI Venom Pick Up Truck
Subaru Impreza

GREAT HANDLING


The design of the Sprint 2 chassis with its controlled flexibility gives the car great handling. A belt driven 4 wheel drive system guarantees smooth power transfer and excellent traction on all surfaces. Plus, the race proven suspension with real oil filled shock absorbers offer lots of racing features you wouldn't expect from a beginners car: adjustable camber and toe-in links, extra long upper links with new multiple mounting positions, adjustable Ackerman settings, adjustable droop, different caster and toe in blocks included in the kit... to name but a few. All features are listed below in great detail.



TOUGH AND DURABLE!

With a big foam front bumper, a reinforced chassis, upper deck and shock towers you'll see that the Sprint 2 can take the abuse of racing on the track and on the street! All important chassis and suspension parts are made from high quality, high impact nylon which makes the Sprint 2 almost indestructible!

The fully ball raced, dual belt, 4 wheel drive transmission with only one geared step (48dpi motor pinion to spur gear) is very efficient and capable of high power modified electric motors.



LOW MAINTENANCE!

With sealed gear differentials front and rear, you never have to worry about time-intensive diff rebuilds on your Sprint 2.

The strong and flexible HPI polycarbonate bodyshell resists cracking and other damage!

8 rubber sealed ball bearings at the wheel axels and 6 more ball bearings at all other axels don't wear out like metal or plastic bushings and provide lower friction and more speed.



TUNEABILITY

When you're ready, it will be very easy to hop up your Sprint 2. Install a new body shell from HPI's great bodyshell range, get some HPI wheels with high traction tyres, or one of the cool Sprint 2 option parts!

For an overview of all available Sprint 2 options parts see the options, wheels/tyres and bodyshells sections.





SPRINT 2 RTR UP CLOSE



Dual deck chassis



Precut foam bumper



Efficient dual belt drive train




Aluminium motor mount



Real oil filled shocks



Adjustable droop - Better handling and tunability especially on high grip tracks



Fully adjustable suspension




New redesigned chassis, new chassis plate & new top deck



190mm Chassis width



New reinforced and redesigned rear body posts



Smooth running Urethane belt S3M



6-spoke deep dish chrome wheels



Accepts both stick pack battery...



...and saddle pack battery configurations



Geared differentials with metal out drives



Fully ball raced - Free transmission and increased durability



Adjustable camber and toe-in links




Adjustable ackerman settings



2 and 3 degree rear toe-in blocks included in the kit



4 and 6 degree front castor blocks included in the kit



Extra long upper links with new multiple mounting positions



New improved servo saver



Ball raced steering bell crank



Adjustable belt tension

SPRINT 2 RTR DIMENSIONS



190mm



372mm

SPRINT 2 RTR KIT VERSIONS

All kit versions contain a factory assembled 4WD Sprint 2 chassis complete with pre-painted bodyshell, radio gear and motor. The perfect choice for any racer who wants instant performance straight from the box!



SPRINT 2 RTR WITH HPI STILETTO BODYSHELL

#734 RTR SPRINT 2 WITH STILETTO V12 BODY



SPRINT 2 KIT VERSION

#735 RTR SPRINT 2 WITH TOUREZA BODY



SPRINT 2 RTR WITH HPI VENOM BODYSHELL

#736 RTR SPRINT 2 WITH VENOM T-10 BODY



SPRINT 2 RTR WITH HPI SUBARU BODYSHELL

#737 RTR SPRINT 2 WITH HPI RACING IMPREZA BODY

SPRINT 2 KIT VERSIONS

Assembled car with a painted body. Radio set, Battery and Charger are not included.



SPRINT 2 KIT VERSION

#331 SPRINT 2 WITHOUT BODY (190mm/WB255mm)



SPRINT 2 KIT VERSION

#332 SPRINT 2 WITH MERCEDES-BENZ CLK DTM 2000 BODY (190mm/WB255mm)



SPRINT 2 KIT VERSION

#333 SPRINT 2 WITH PORSCHE 911 TURBO BODY (190mm/WB255mm)



SPRINT 2 KIT VERSION

#30201 SPRINT 2 WITH hpi racing IMPREZA BODY (Clear body)



SPRINT 2 KIT VERSION

#30202 SPRINT 2 WITH MAZDA RX-8 BODY (Clear body)

SPRINT 2 OPTION PARTS



#73106
FRONT SHOCK TOWER
(WOVEN GRAPHITE)



#73107
REAR SHOCK TOWER
(WOVEN GRAPHITE)



#73108
UPPER DECK 2.0mm
(WOVEN GRAPHITE)



#86042
FRONT ONE-WAY
DIFFERENTIAL 32T (SPRINT)



#86040
BALL DIFFERENTIAL SET 32T
(SPRINT)



#3829
MAIN CHASSIS 2.5mm
(WOVEN GRAPHITE)
(For Sprint 2 & Stage-D)